

TANGRAM – ESSENTIAL 4280

PROJECT PROJÉT
SPEC TYPE
NOTES




OPTICAL ACCESSORIES ACCESSOIRES OPTIQUES



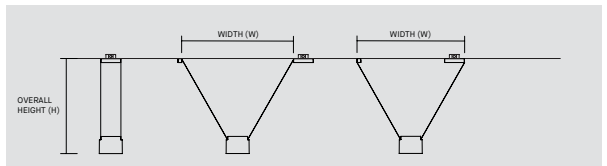
PRL HOW HOB

STRAP FINISH FINI DE LA STRAP

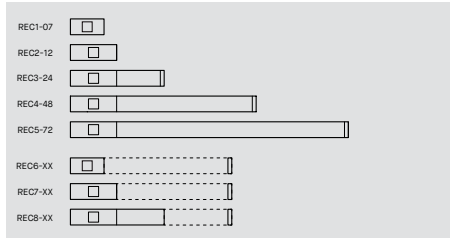


BLKE SGS PNS OBS BGS

WIDTH & OVERALL HEIGHT REFERENCE RÉFÉRENCE POUR LA LARGEUR ET LA HAUTEUR HORS-TOUT



MOUNTING OPTIONS OPTIONS DE MONTAGE



PRODUCT CHARACTERISTICS CARACTÉRISTIQUES DU PRODUIT



ORDERING SPECIFICATION	SPÉCIFICATION DE COMMANDE	CODE
MODEL MODÈLE		
(WITHOUT SPACER)		
4280	TANGRAM - ESSENTIAL	
(WITH SPACER, PLEASE SEE CONFIGURATION PAGE)		
4280-P01	TANGRAM - ESSENTIAL WITH ONE 24" SPACER	
4280-P02	TANGRAM - ESSENTIAL WITH TWO 24" SPACERS	
4280-P03	TANGRAM - ESSENTIAL WITH TWO SPACERS, ONE 48" & ONE 7"	
4280-P04	TANGRAM - ESSENTIAL WITH ONE 7" SPACER	
4280-P05	TANGRAM - ESSENTIAL WITH ONE 48" SPACER	
4280-P06	TANGRAM - ESSENTIAL WITH ONE 48" SPACER	
4280-P07	TANGRAM - ESSENTIAL WITH ONE 24" SPACER	
4280-P08	TANGRAM - ESSENTIAL WITH TWO SPACERS, ONE 24" & ONE 7"	
4280-P09	TANGRAM - ESSENTIAL WITH TWO SPACERS, ONE 7" & ONE 24"	
4280-P10*	TANGRAM - ESSENTIAL, TWO FIXTURES, ONE CANOPY & TWO ANCHORS	
4280-P11*	TANGRAM - ESSENTIAL, FIVE FIXTURES, FOUR CANOPIES & TWO ANCHORS	
4280-P12*	TANGRAM - ESSENTIAL, THREE FIXTURES, THREE SPACERS, TWO CANOPIES & TWO ANCHORS	
* ONLY AVAILABLE WITH REC6, REC7 & REC8 MOUNTING OPTIONS		
LIGHT SOURCE SOURCE LUMINEUSE		
LED.LO	LOW OUTPUT	
LED	REGULAR OUTPUT	
LED.HO	HIGH OUTPUT	
COLOR TEMPERATURE TEMPÉRATURE DE COULEUR		
27	2700K	
30	3000K	
35	3500K	
40*	4000K	
* LONGER LEAD TIME MAY APPLY, PLEASE CONTACT YOUR EUREKA REPRESENTATIVE		
COLOR RENDERING INDEX (CRI) INDICE DE RENDU DE COULEUR (IRC)		90
90	90+ CRI	
VOLTAGE VOLTAGE		
120V	120 VOLT	
277V	277 VOLT	
CONTROL OPTION OPTION DE CONTRÔLE		
DV	0-10V DIMMING (120V-277V)	
DP	PHASE DIMMING (120V ONLY)	
NLTAIR2	NLIGHT AIR CONTROL GEN 2 (NOT AVAILABLE WITH REC1 & REC6 CANOPIES)	
NLIGHT	NLIGHT WIRED CONTROL (NOT AVAILABLE WITH REC1 & REC6 CANOPIES)	
EMERGENCY BATTERY BATTERIE D'URGENCE		
FOR 120-277V ONLY. EM DRIVER BOX INCLUDED, INSTALLED REMOTELY. SEE EM GUIDE FOR DETAILS		
EMB*	EMERGENCY BATTERY FOR REMOTE BOX	
* 3981E ACCESSORY IS REQUIRED FOR THIS OPTION		
OPTICAL ACCESSORIES ACCESSOIRES OPTIQUES		
PRL	PRISMATIQUE LENS	
HOW	HONEYCOMB LOUVER - WHE	
HOB	HONEYCOMB LOUVER - BLKE	
MOUNTING MONTAGE		
WITHOUT ANCHOR (FIXED WIDTH)		
REC1-07	7" RECTANGULAR CANOPY	
REC2-12	12" RECTANGULAR CANOPY	
REC3-24	24" RECTANGULAR CANOPY	
REC4-48	48" RECTANGULAR CANOPY	
REC5-72	72" RECTANGULAR CANOPY	
WITH ANCHOR (CUSTOM WIDTH)		
REC6-XX*	7" RECTANGULAR CANOPY WITH REMOTE ANCHOR	
REC7-XX*	12" RECTANGULAR CANOPY WITH REMOTE ANCHOR	
REC8-XX*	24" RECTANGULAR CANOPY WITH REMOTE ANCHOR (ONLY FOR P10, P11 & P12 TANGRAM MODELS)	
*SPECIFY DISTANCE BETWEEN STRAPS (W), AT CEILING. PLEASE REFER TO ILLUSTRATION BELOW. FOR P10, P11 & P12 MODELS, SPECIFY THE TOTAL DISTANCE.		
OVERALL HEIGHT HAUTEUR HORS TOUT		
XX*	OVERALL HEIGHT	
* SPECIFY OVERALL HEIGHT (H), FROM BOTTOM OF THE FIXTURE TO CEILING, IN INCHES.		
CANOPY FINISH FINI DU PAVILLON		
BLKE	BLACK FINE TEXTURE	
WHE	WHITE FINE TEXTURE	
XX*	CUSTOM RAL COLOR	
* SPECIFY 4 DIGIT RAL CLASSIC CODE. LONGER LEAD TIME MAY APPLY, PLEASE CONTACT YOUR EUREKA REPRESENTATIVE.		
STRAP FINISH FINI DE LA STRAP		
BLKE	BLACK STRAP	
SGS	SILVERGRAY STRAP	
PNS	PINOT STRAP	
OBS	OCEAN BLUE STRAP	
BGS	BRITISH RACING GREEN STRAP	
FIXTURE FINISH FINI DU LUMINAIRE		
BLKE	BLACK FINE TEXTURE	
WHE	WHITE FINE TEXTURE	
XX*	CUSTOM RAL COLOR	
SPACERS WILL HAVE THE SAME FINISH AS THE FIXTURE		
* SPECIFY 4 DIGIT RAL CLASSIC CODE. LONGER LEAD TIME MAY APPLY, PLEASE CONTACT YOUR EUREKA REPRESENTATIVE.		
ACCESSORY EMERGENCY BATTERY ACCESSOIRE BATTERIE D'URGENCE		
3981EA	ELECTRICAL BOX FOR EMB EMERGENCY BATTERY	
39NLAA*	NLIGHT AIR GEN 2 REMOTE POWER PACK	

TANGRAM – ESSENTIAL 4280 - WHITE TUNING

PROJECT PROJET
SPEC TYPE
NOTES




OPTICAL ACCESSORIES ACCESSOIRES OPTIQUES



PRL HOW HOB

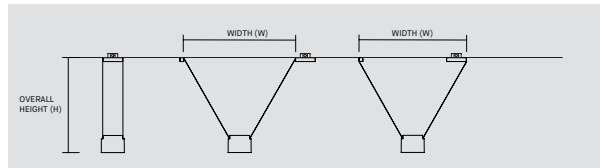
STRAP FINISH FINI DE LA STRAP



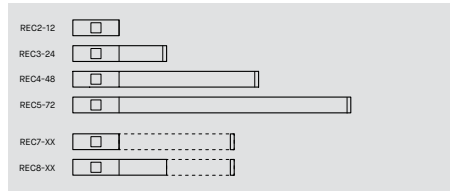
BLKE SGS PNS OBS BGS

WIDTH & OVERALL HEIGHT REFERENCE

RÉFÉRENCE POUR LA LARGEUR ET LA HAUTEUR HORS-TOUT



MOUNTING OPTIONS OPTIONS DE MONTAGE



ORDERING SPECIFICATION SPÉCIFICATION DE COMMANDE

CODE

MODEL MODÈLE

(WITHOUT SPACER)

4280 TANGRAM - ESSENTIAL

(WITH SPACER, PLEASE SEE CONFIGURATION PAGE)

4280-P01 TANGRAM - ESSENTIAL WITH ONE 24" SPACER

4280-P02 TANGRAM - ESSENTIAL WITH TWO 24" SPACERS

4280-P03 TANGRAM - ESSENTIAL WITH TWO SPACERS, ONE 48" & ONE 7"

4280-P04 TANGRAM - ESSENTIAL WITH ONE 7" SPACER

4280-P05 TANGRAM - ESSENTIAL WITH ONE 48" SPACER

4280-P06 TANGRAM - ESSENTIAL WITH ONE 48" SPACER

4280-P07 TANGRAM - ESSENTIAL WITH ONE 24" SPACER

4280-P08 TANGRAM - ESSENTIAL WITH TWO SPACERS, ONE 24" & ONE 7"

4280-P09 TANGRAM - ESSENTIAL WITH TWO SPACERS, ONE 7" & ONE 24"

4280-P10* TANGRAM - ESSENTIAL, TWO FIXTURES, ONE CANOPY & TWO ANCHORS

4280-P11* TANGRAM - ESSENTIAL, FIVE FIXTURES, FOUR CANOPIES & TWO ANCHORS

4280-P12* TANGRAM - ESSENTIAL, THREE FIXTURES, THREE SPACERS, TWO CANOPIES & TWO ANCHORS

* ONLY AVAILABLE WITH REC7 & REC8 MOUNTING OPTIONS

LIGHT SOURCE SOURCE LUMINEUSE

LED REGULAR OUTPUT

LED

COLOR TEMPERATURE TEMPÉRATURE DE COULEUR

TW

TW* TUNABLE WHITE (2700K TO 5000K)

* LONGER LEAD TIME MAY APPLY, PLEASE CONTACT YOUR EUREKA REPRESENTATIVE

COLOR RENDERING INDEX (CRI) INDICE DE RENDU DE COULEUR (IRC)

90

90 90+ CRI

VOLTAGE VOLTAGE

120V 120 VOLT

277V 277 VOLT

CONTROL OPTION OPTION DE CONTRÔLE

DDV DUAL 0-10V DIMMING

NLT NLIGHT NTUNE CONTROL

OPTICAL ACCESSORIES ACCESSOIRES OPTIQUES

PRL PRISMATIQUE LENS

HOW HONEYCOMB LOUVER - WHE

HOB HONEYCOMB LOUVER - BLKE

MOUNTING MONTAGE

WITHOUT ANCHOR (FIXED WIDTH)

REC2-12 12" RECTANGULAR CANOPY

REC3-24 24" RECTANGULAR CANOPY

REC4-48 48" RECTANGULAR CANOPY

REC5-72 72" RECTANGULAR CANOPY

WITH ANCHOR (CUSTOM WIDTH)

REC7-XX* 12" RECTANGULAR CANOPY WITH REMOTE ANCHOR

REC8-XX* 24" RECTANGULAR CANOPY WITH REMOTE ANCHOR (ONLY FOR P10, P11 & P12 TANGRAM MODELS)

* SPECIFY DISTANCE BETWEEN STRAPS (W), AT CEILING. PLEASE REFER TO ILLUSTRATION BELOW. FOR P10, P11 & P12 MODELS, SPECIFY THE TOTAL DISTANCE.

OVERALL HEIGHT HAUTEUR HORS TOUT

XX* OVERALL HEIGHT

* SPECIFY OVERALL HEIGHT (H), FROM BOTTOM OF THE FIXTURE TO CEILING, IN INCHES.

CANOPY FINISH FINI DU PAVILLON

BLKE BLACK FINE TEXTURE

WHE WHITE FINE TEXTURE

XX* CUSTOM RAL COLOR

* SPECIFY 4 DIGIT RAL CLASSIC CODE. LONGER LEAD TIME MAY APPLY, PLEASE CONTACT YOUR EUREKA REPRESENTATIVE.

STRAP FINISH FINI DE LA STRAP

BLKE BLACK STRAP

SGS SILVERGRAY STRAP

PNS PINOT STRAP

OBS OCEAN BLUE STRAP

BGS BRITISH RACING GREEN STRAP

FIXTURE FINISH FINI DU LUMINAIRE

BLKE BLACK FINE TEXTURE

WHE WHITE FINE TEXTURE

XX* CUSTOM RAL COLOR

SPACERS WILL HAVE THE SAME FINISH AS THE FIXTURE

* SPECIFY 4 DIGIT RAL CLASSIC CODE. LONGER LEAD TIME MAY APPLY, PLEASE CONTACT YOUR EUREKA REPRESENTATIVE.

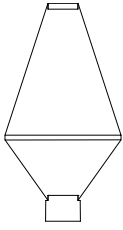
PRODUCT CHARACTERISTICS CARACTÉRISTIQUES DU PRODUIT



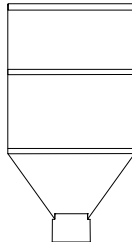
3.5"
(89mm)
x 3.5"
(89mm)

TANGRAM – ESSENTIAL 4280

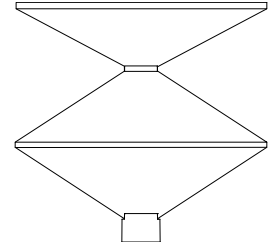
ALL CONFIGURATIONS BELOW ARE SHOWN WITH AN 60" OVERALL HEIGHT.



4280-P01
ONE 24" SPACER AT THE FIRST THIRD THE TOTAL HEIGHT
SHOWN WITH A REC1-07 CANOPY.



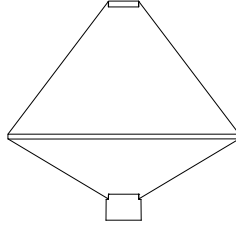
4280-P02
TWO 24" SPACERS AT EACH THIRD OF THE TOTAL HEIGHT.
SHOWN WITH A REC3-24 CANOPY.



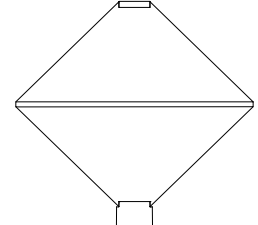
4280-P03
ONE 48" SPACER AT THE FIRST THIRD AND ONE 7" SPACER AT
THE SECOND THIRD.
SHOWN WITH A REC4-48 CANOPY.



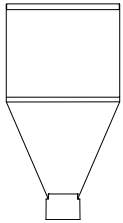
4280-P04
ONE 7" SPACER AT THE FIRST THIRD OF THE TOTAL HEIGHT.
SHOWN WITH A REC1-07 CANOPY.



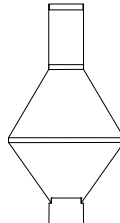
4280-P05
ONE 48" SPACER AT THE FIRST THIRD OF THE TOTAL HEIGHT.
SHOWN WITH A REC1-07 CANOPY.



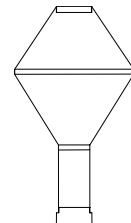
4280-P06
ONE 48" SPACER AT THE MIDDLE OF THE TOTAL HEIGHT.
SHOWN WITH A REC1-07 CANOPY.



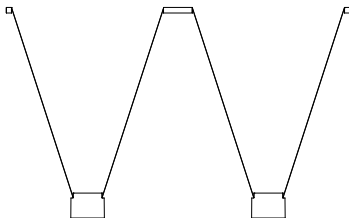
4280-P07
ONE 24" SPACER AT THE MIDDLE OF THE TOTAL HEIGHT.
SHOWN WITH A REC3-24 CANOPY.



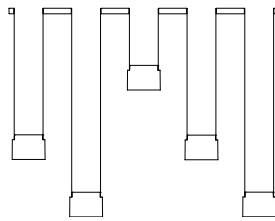
4280-P08
ONE 24" SPACER AT THE FIRST THIRD AND ONE
7" SPACER AT THE SECOND THIRD.
SHOWN WITH A REC1-07 CANOPY.



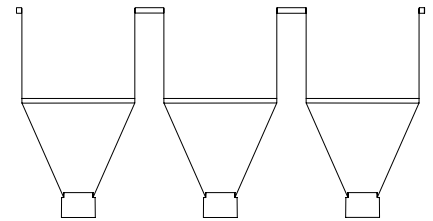
4280-P09
ONE 7" SPACER AT THE FIRST THIRD AND ONE 24" SPACER AT
THE SECOND THIRD.
SHOWN WITH A REC1-07 CANOPY.



4280-P10
TWO FIXTURES WITH TWO ANCHORS.
SHOWN WITH A REC1-07 CANOPY.



4280-P11
FIVE FIXTURES WITH TWO ANCHORS.
SHOWN WITH A REC1-07 CANOPY.



4280-P12
THREE FIXTURES WITH THREE SPACERS, EACH AT THE MIDDLE
OF THE TOTAL HEIGHT, AND TWO ANCHORS.
SHOWN WITH A REC1-07 CANOPY.

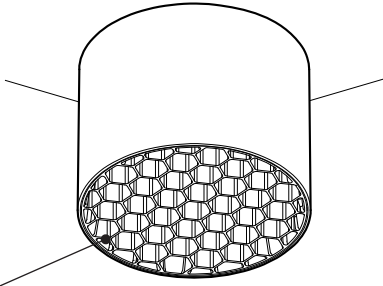
CUSTOM CONFIGURATIONS

FOR CUSTOM CONFIGURATIONS, SIMPLY CONTACT THE FACTORY AND WE WILL BE PLEASED TO DISCUSS YOUR DESIGN REQUIREMENTS.

TANGRAM ESSENTIAL - 4280 & 4580

SURFACE OPTION

Tangram-Essential can also be installed on a ceiling by the means of a concealed surface mount system.



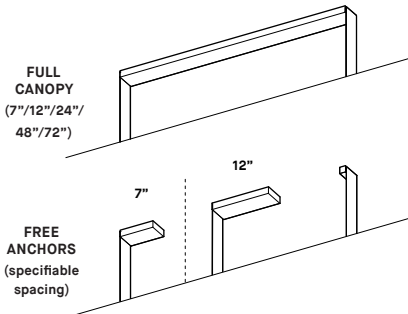
CHOOSE YOUR OPTICAL ACCESSORY

Choose between a unique and impressive 3D metal printed honeycomb louver (shown above) and a prismatic textured diffuser.

STRAPSUSPENSION

Fixture is suspended by two high quality UV resistant straps housing an imperceptible flat power cable. Available in 5 eye-catching colors.

SUSPENDED MOUNTING OPTIONS

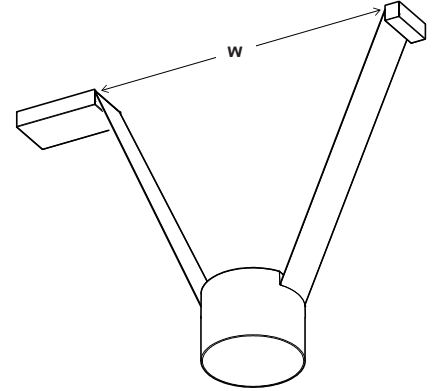


SPACER

(Optional) A pre-installed and field adjustable spacer is available in 4 different sizes. Choose among 12 preconfigured options using the spacer to amplify the geometry of the luminaire.

CUSTOM WIDTH

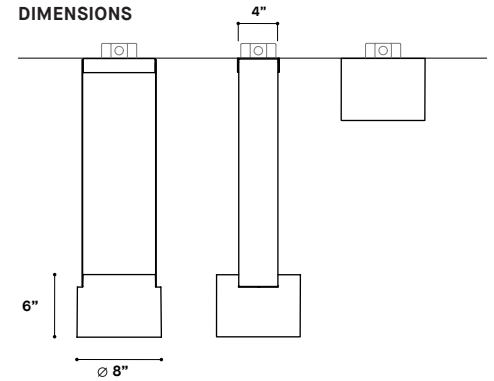
Canopy and anchor distance can be specified to create a variety of strap angles. They can be positioned inside or outside as desired.



HIGH POWERED LED

A single 90 CRI COB light engine creates a powerful illumination delivering up to 3900 lumens.

DIMENSIONS



PRISMATIC DIFFUSER

Calling back to Tangram-Trace's light surface, Tangram-Essential also comes with a diamond textured diffuser option which provides an intriguing perception of depth while offering a uniform light glow.

PRODUCT SPECIFICATION

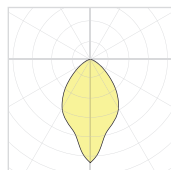
PRODUCT SPECIFICATION	PRISMATIC LENS (PRL)				WHITE HONEYCOMB LOUVER (HOW)				BLACK HONEYCOMB LOUVER (HOB)				
	LOW	REG	HO	TW	LOW	REG	HO	TW	LOW	REG	HO	TW	
PERFORMANCE													
SYSTEM WATTAGE	13.9 W	24.4 W	33.2 W	15.3 W	13.9 W	24.4 W	33.2 W	15.3 W	13.9 W	24.4 W	33.2 W	15.3 W	
DELIVERED LUMENS (4000K - WHE)	1857 LM	3061 LM	3977 LM	1677 LM	1265 LM	2071 LM	2690 LM	1134 LM	496 LM	817 LM	1062 LM	448 LM	

OTHER INFORMATION

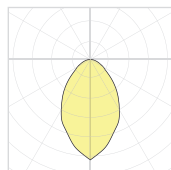
LUMINAIRE'S WEIGHT	6 LBS / 2.8 KG	6 LBS / 2.8 KG	6 LBS / 2.8 KG
L70 (LUMEN MAINTENANCE) LO/REG/HO	> 60 000 HRS	> 60 000 HRS	> 60 000 HRS
LIGHT QUALITY STATIC/TW	R9 > 70 / R9 > 50	R9 > 70 / R9 > 50	R9 > 70 / R9 > 50

LIGHT DISTRIBUTION

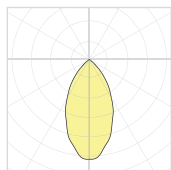
CCT	FACTOR	TW FACTOR
5000K	-	0.93
4000K	1.00	1.00
3500K	0.97	0.99
3000K	0.93	0.98
2700K	0.89	0.91



PRISMATIC LENS (PRL)



WHITE LOUVER (HOW)



BLACK LOUVER (HOB)



Visit our website for warranty terms and conditions.

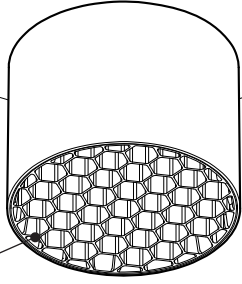


TECHNICAL DATA

TANGRAM ESSENTIAL - 4280 & 4580

OPTION SURFACE

Tangram-Essential peut également être installé au plafond à l'aide de son système de montage dissimulé.



CHOISISSEZ VOTRE ACCESSOIRE OPTIQUE

Choisissez entre un impressionnant déflecteur gaufré en impression de métal 3D (représenté ci-haut) et un diffuseur prismatique texturé.

SANGLES DE SUSPENSION

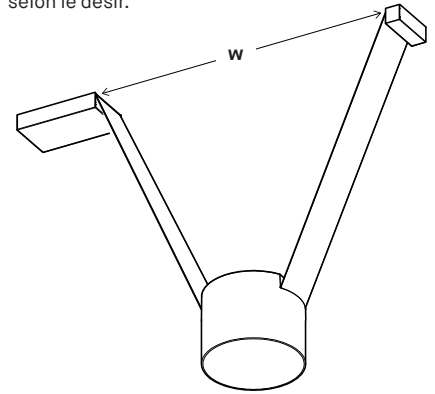
Le luminaire est suspendu par deux sangles de qualité supérieure à résistance UV abritant un câble plat imperceptible. Disponible en 5 couleurs.

MEMBRURE D'ESPACEMENT

(Optionnel) Une membrure pré-installée et ajustable sur place est disponible en 4 longueurs. Choisissez parmi 12 pré-configurations avec membrures pour accentuer la géométrie du luminaire.

LARGEUR PERSONNALISABLE

La distance entre le pavillon et l'ancrage peut être spécifiée afin de créer une variété d'angles. Ils peuvent être positionnés à l'intérieur ou à l'extérieur selon le désir.

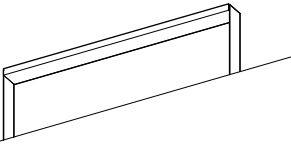


LED HAUTE-PUISSANCE

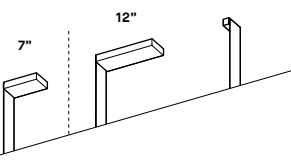
L'unique COB 90 CRI crée une puissante illumination générant jusqu'à 3900 lumens.

OPTIONS DE MONTAGE SUSPENDU

PAVILLON PLEINE LARGEUR
(7"/12"/24"/48"/72")



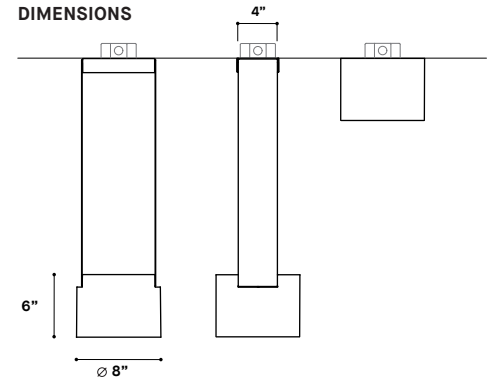
ANCRAGES LIBRES
(distance spécifiée)



DIFFUSEUR PRISMATIQUE

Faisant rappel à Tangram-Trace, Essential est également offert avec l'option d'un diffuseur texturé fournissant une lumière uniforme accompagnée d'une intrigante illusion de profondeur.

DIMENSIONS



SPÉCIFICATION PRODUIT

LENTILLE PRISMATIQUE (PRL)

	LOW	REG	HO	TW
PUISSANCE TOTALE	13.9 W	24.4 W	33.2 W	15.3 W
LUMENS RÉELS (4000K - WHE)	1857 LM	3061 LM	3977 LM	1677 LM

DÉFLECTEUR EN NID D'ABEILLE BLANC (HOW)

	LOW	REG	HO	TW
PUISSANCE TOTALE	13.9 W	24.4 W	33.2 W	15.3 W
LUMENS RÉELS (4000K - WHE)	1265 LM	2071 LM	2690 LM	1134 LM

DÉFLECTEUR EN NID D'ABEILLE NOIR (HOB)

	LOW	REG	HO	TW
PUISSANCE TOTALE	13.9 W	24.4 W	33.2 W	15.3 W
LUMENS RÉELS (4000K - WHE)	496 LM	817 LM	1062 LM	448 LM

AUTRES INFORMATIONS

POIDS DU LUMINAIRE

6 LBS / 2.8 KG

6 LBS / 2.8 KG

6 LBS / 2.8 KG

L70 (MAINTENANCE DE LA LUMIÈRE) LO/REG/HO

> 60 000 H

> 60 000 H

> 60 000 H

QUALITÉ LUMINEUSE STATIQUE/TW

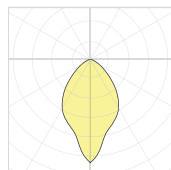
R9 > 70 / R9 > 50

R9 > 70 / R9 > 50

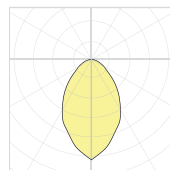
R9 > 70 / R9 > 50

DISTRIBUTION LUMINEUSE

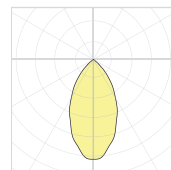
CCT	FACTOR	TW FACTOR
5000K	-	0.93
4000K	1.00	1.00
3500K	0.97	0.99
3000K	0.93	0.98
2700K	0.89	0.91



LENT. PRISMATIQUE (PRL)



DÉFLECTEUR BL. (HOW)



DÉFLECTEUR NOIR (HOB)



Visitez notre site Web pour les termes et conditions.



DONNÉES TECHNIQUES

TANGRAM TRACE - 74280

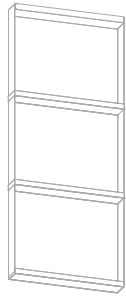
CONFIGURATION GUIDE

STEP 1 - CHOOSE YOUR FIXTURE

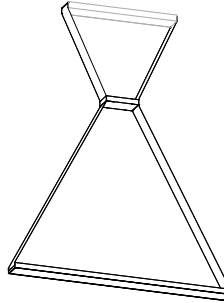
Choose among a variety of 9 preconfigurations. Refer to specification sheet to view all available options.



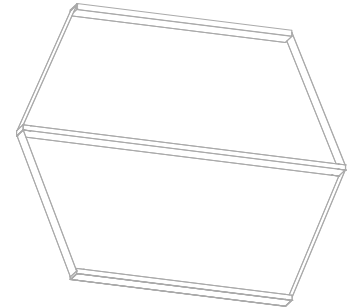
74280-24



74280-L02



74280-L04

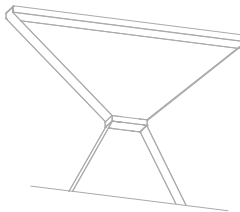
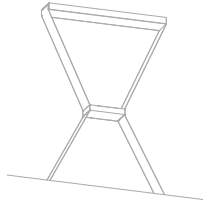
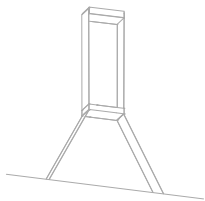


74280-L06

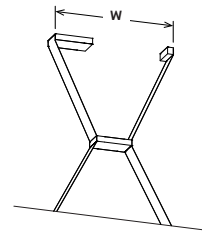


STEP 2 - CHOOSE YOUR MOUNTING OPTION AND OVERALL WIDTH (W)

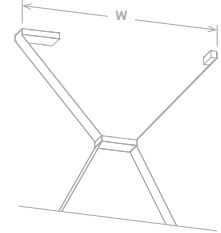
Change the look of your fixture by selecting a different mounting option and customizing the width between the anchors for distinct strap angles.



OR



$w = 24"$

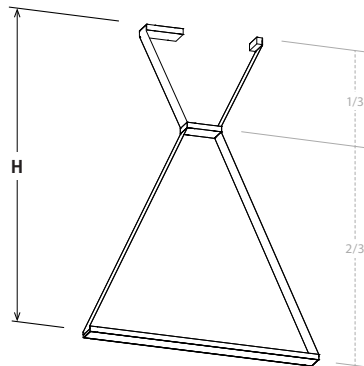
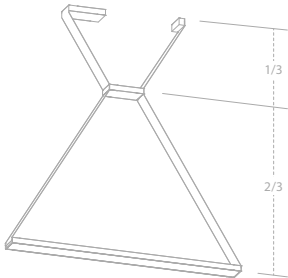


FULL LENGTH CANOPY
FIXED WIDTH

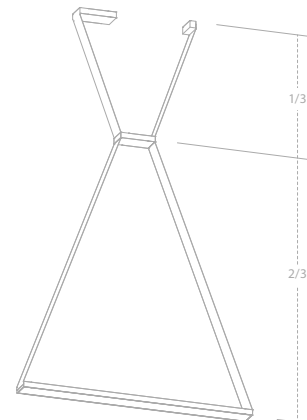
CANOPY WITH ANCHOR
SPECIFY OVERALL WIDTH (W)

STEP 3 - SPECIFY OVERALL HEIGHT

Specify the overall height from the bottom of the fixture to the ceiling preserving the same component height proportions.



$H = 66"$



Strap Material Color Options



Eureka Code	BGS British Racing Green	BLKS Black	OBS Ocean Blue	PNS Pinot	SGS Silver Gray
Pantone Color Match	17-6212	Standard Black	19-4029	19-1930	20-0009
SUGGESTED COMBINATIONS					
Eureka Finish Combo	PGE*	BLKE	NBE	N/A	LGE*
RAL K7 Combo	6011*	9004	5003	3011*	7046*
Eureka Felt Combo	DTF Deep Teal Green*	BBF Black	OBF Ocean Blue	PNF Pinot Noir	TGF Titanium Gray

*Tone-on-tone combo

- Colors shown for visual reference only. To visualize finishes properly, use appropriate Pantone color chart, RAL color chart or felt samples.
- Due to the dye process, colors may vary slightly from batch to batch.
- Consult your sales representative or factory to get a sample.